



Workday Landing Page

 COLLIN COLLEGE

ES Edisa





Q Search


Frequents Collin College: Everything


Workday - Production

Step 1: Click on your name and then profile to change your password.


Step 2: Click on the Workday tile to move on to the next screen.


MENU  Q Search   




Hello There It's Tuesday, February 6, 2024

Awaiting Your Action

 **Dual Credit Permission Hold: Student Onboarding: Student Name and ID** - Collin
College/Undergraduate (CER1) - 08/12/2024 - Active
My Tasks - 27 day(s) ago

 **Campus Safety Training Student Name and ID**
My Tasks - 27 day(s) ago

 **Bacterial Meningitis Vaccination Requirement Student Name and ID**
My Tasks - 27 day(s) ago

[Go to My Tasks \(3\)](#)


Quick Tasks


Certifications

Job History

My Primary Address Changes

Your Top Apps

 Academics Hub

 Financials Hub

Step 3: Click on Campus Safety Training

Overview

Assignment [Campus Safety Training](#)

Name Campus Safety Training

Description Campus safety training helps foster a supportive learning environment. All new students are required to complete this online training before registering for classes. [Click here to access and complete the Campus Safety Training.](#)

Within an hour of your successful completion of the training, the notification item will no longer appear in your inbox.

Status Requested

Details

Assigned To [Student Name and CWID](#)

Assigned Date 01/12/2024

Last Updated 01/12/2024

Last Updated By Batch/Job Runner

Re-evaluation Point Onboarding

Hold Registration Add

Process History 0 items



Step 4 : Click the link above to complete your training.